




*detrasera
4 40 oil -
#30 can be used.*



15346

SERVICE BOOKLET

43 50 83
SAAB



OWNER'S NAME

STREET

CITY

WAUWATOSA WISC.

CHASSIS #

375261

ENGINE #

377032

TYPE

SEDAN

IMPRINT DATE

13 29 68

YOUR DEALER

799-48

VEHICLE CODE

TEL.

DELIVERY DATE

3/11/68

SAAB**OFFICIAL IDENTIFICATION**

THIS INSIDE FRONT COVER MUST BE IMPRINTED WITH DEALER, OWNER AND AUTOMOBILE IDENTIFICATION IN ORDER TO BE VALID AS AN OFFICIAL RECORD OF SERVICE MAINTENANCE.

Welcome, SAAB Owner,

Your new SAAB is widely regarded as one of the most advanced small cars in the world. Its design and production have been carried out by one of the world's leading aircraft companies—Svenska Aeroplan A. B.—and many new and unique features are incorporated in it. Only the best materials have been used. Your new SAAB should serve you well.

No matter how well made, automobiles, like all machines, require and benefit from periodic checkups and service. That is the purpose of this service booklet. On the front of each page, recommended service intervals are indicated on a mileage basis, and the reverse side lists the inspection to be performed. The first coupon is to be relinquished to your SAAB dealer when the work is performed at the proper mileage interval.

Be sure not to miss the regularly scheduled service checkups. They will prolong the life and reliability of your car. The free inspection coupon must be used within the specified mileage limitations.

Servicing of your automobile should be carried out at your franchised SAAB dealer. His service staff has been trained in the SAAB Factory Service School, and he will have genuine SAAB replacement parts available, should they be needed.

Treat it well, and your SAAB will be a trusted friend giving good service and happy motoring for many thousands of miles.

Per O. Mellin
President,
SAAB Overseas, Inc.



OWNER IDENTIFICATION & PROTECTION PLAN

OWNER IDENTIFICATION PROGRAM

The SAAB owner identification program is designed to assist in giving prompt answers to any correspondence you may have with the Importer. This program will also aid in compiling a complete history of your automobile from the time of your purchase. When corresponding with your dealer or the Importer, please be sure to include the chassis number of your automobile, as well as the other pertinent information on your "Owner Identification Card".

OWNER IDENTIFICATION CARD

With this booklet you have received a plastic "Owner's Identification Card". This card should be carried with you and presented to the dealer each time you have routine service inspections performed on your vehicle. The card **MUST** be presented to obtain the **1000 MILE** free inspection service, or whenever warranty work is necessary. If your card is lost, write SAAB OVERSEAS, INC. for a duplicate.

SEASONAL MAINTENANCE

A separate page has been included in your Service Booklet for seasonal maintenance. Because of the extended service intervals, additional seasonal maintenance is necessary for your SAAB's protection.

LUBRICATION RECOMMENDATIONS

Because technological advances have made a new special SAAB lubricant available, the lubrication interval has been extended to 6000 miles. Unless you have your SAAB dealer perform the lubrication service, **it will be necessary to lubricate the chassis of your SAAB automobile every 2000 miles**, rather than at 6000 mile intervals.

IMPORTED
BY

SAAB OVERSEAS Inc.

100 WATERFRONT ST
NEW HAVEN, CONN.



LUBRICATION RECOMMENDATIONS

(EVERY 6000 MILES)

CHASSIS LUBRICATION

- 2 Upper Ball Joints
- 2 Lower Ball Joints
- 2 Tie Rod Ends
- 1 Rack & Pinion
- 1 Distributor Drive Gear (except MC 850)

OIL

- Pedal Pivots
- Door Hinges
- Throttle Linkage
- Distributor Shaft
- Emergency Cable Pivots
- Quarter Window Locks

CHECK FLUID LEVELS AND INSPECT FOR LEAKS.

- Transmission
- Battery
- Brake Fluid Reservoir
- Clutch Fluid Reservoir
- Coolant Level
- Windshield Washer Reservoir
- Oil Reservoir (MC 850)
- Tighten Oil Pump Mounting Bolts and Connections (MC 850)

SEE REVERSE SIDE OF THIS PAGE FOR SEASONAL MAINTENANCE

SAAB

SEASONAL MAINTENANCE RECOMMENDATIONS

SPRING

1. Drain anti-freeze, flush cooling system.
2. Add cooling system conditioner.
3. Drain and refill transmission.
(4 speed SAE 80 — 3 speed SAE 90)
4. Check all cooling system hoses.
5. Torque cylinder head bolts.
6. Tune up, if required.

FALL

1. Drain coolant, flush system, add permanent anti-freeze.
2. Drain and refill transmission.
(4 speed SAE 80 — 3 speed SAE 80)
3. Check for proper operation of grille shade.
4. Check for proper operation of heater controls.
5. Check all cooling system hoses.
6. Torque cylinder head bolts.
7. Tune up, if required.

IMPORTED
BY

SAAB OVERSEAS Inc.

100 WATERFRONT ST.
NEW HAVEN, CONN.

1000

WAYNE'S AUTO
BOX 285

SAUKVILLE WIS.

SERVICING DEALER IMPRINT

399-48

DE

4 20 66

3 29 66

Owner Signature _____

SAAB

SERVICE INSPECTION (WITHOUT CHARGE)

On 500 and 1200 miles, the service inspection described on the reverse side of this coupon will be performed by your selling dealer without charge, except for lubrication. This coupon will only be valid when presented to your selling dealer unless you are traveling (50 mile minimum), in which case it will be honored by any authorized SAAB dealer.

1000
MILE

SELLING DEALER IMPRINT

WAYNE'S AUTO SERVICE

SAUKVILLE WIS.

399-48

1000 MILE
INSPECTION

IMPORTED
BY

SAAB OVERSEAS Inc.

100 WATERFRONT ST.
NEW HAVEN, CONN.

15346

**1000
MILE**

SAAB SERVICE INSPECTION

- Lubricate Chassis (See recommendations on previous page).
- Torque Cylinder Head Bolts
- Service Spark Plugs & Clean All High Tension Leads.
- Adjust Brakes, Including Handbrake.
- Check Fanbelt Tension & Tighten Generator Mounting Bolts.
- Check Generator Charging Rate.
- Tighten All Electrical Connections.
- Check Operation of All Electrical Equipment.
- Tighten Chassis and Suspension Bolts.
- Drain and Refill Transmission.
- Balance Carburetors (MC 850)
- Tighten Oil Pump and Connections, Check Oil Warning Circuit (MC 850)

ROAD TEST

**6,000
MILE**

SAAB SERVICE INSPECTION

**6,000
MILE**

To insure continuous top performance from your SAAB, we recommend that you have the service inspection described on the reverse side of this page performed by your authorized SAAB dealer at 6000 miles.

SERVICING DEALER IMPRINT

WAYNE'S AUTO SERVICE
BOX 285
SAUKVILLE WISC.

397-48

DK

MILEAGE

REFER TO THE SEASONAL
MAINTENANCE RECOMMEN-
DATIONS FOR SERVICE
REQUIRED EACH SPRING

AND FALL

**6,000 MILE
INSPECTION**

IMPORTED
BY

SAAB OVERSEAS Inc.

100 WATERFRONT ST
NEW HAVEN, CONN.

**6,000
MILE**

SAAB

SERVICE INSPECTION

- *Lubricate Chassis (see Lubrication Recommendations).
- Tune-up-Minor — Adjust Ignition Contacts, Adjust Timing, Adjust Carburetor, Service Air Cleaner, Change Spark Plugs, Clean All Ignition Wires.
- Check Front End Alignment.
- Rotate Tires.
- Clean All Fuel Filters.
- Check Operation of All Electrical Equipment.
- Tighten All Chassis and Suspension Bolts.

ROAD TEST

*To insure proper lubrication and lubricants, have your car serviced at an authorized SAAB dealer only.


**12,000
MILE**

SAAB SERVICE INSPECTION

**12,000
MILE**

To insure continuous top performance from your SAAB, we recommend that you have the service inspection described on the reverse side of this page performed by your authorized SAAB dealer at 12,000 miles.

SERVICING DEALER IMPRINT



MILEAGE

14444 Nov 20 67

**REFER TO THE SEASONAL
MAINTENANCE RECOMMEN-
DATIONS FOR SERVICE
REQUIRED EACH SPRING
AND FALL.**

**12,000 MILE
INSPECTION**

IMPORTED
BY

SAAB OVERSEAS Inc.

100 WATERFRONT ST
NEW HAVEN, CONN.

**12,000
MILE**

SAAB

SERVICE INSPECTION

- *Lubricate Chassis (see Lubrication Recommendations).
- Tune-up-Major — Change Ignition Contacts & Condenser, Time Engine, Change Spark Plugs, Clean Ignition Wires, Cap, Connectors, etc., Adjust Carburetor.
- Rotate and Inspect Tires, Adjust Toe-in, if necessary.
- Lubricate Speedometer Cable (5 to 10 drops Light Oil).
- Clean All Fuel Filters.
- Service Air Cleaner.

ROAD TEST

*To insure proper lubrication and lubricants, have your car serviced at an authorized SAAB dealer only.

**18,000
MILE**

SAAB SERVICE INSPECTION

**48,000
MILE**

To insure continuous top performance from your SAAB, we recommend that you have the service inspection described on the reverse side of this page performed by your authorized SAAB dealer at 18,000 miles and 48,000 miles.

SERVICING DEALER IMPRINT

SERVICING DEALER IMPRINT

Plugs 19399

MILEAGE _____

MILEAGE _____

**18,000 MILE
INSPECTION**

IMPORTED
BY

SAAB

OVERSEAS Inc.

100 WATERFRONT ST
NEW HAVEN, CONN.

**48,000 MILE
INSPECTION**

**18,000
MILE**

SAAB

SERVICE INSPECTION

**48,000
MILE**

- *Lubricate Chassis (see Lubrication Recommendations).
- Tune-up-Minor — Adjust Ignition Contacts, Adjust Timing, Adjust Carburetor, Change Spark Plugs, Clean All Ignition Wires.
- Change Air Cleaner.
- Rotate and Inspect Tires.
- Change Rear Muffler. (18,000 mile only.)
- Clean All Fuel Filters.
- Check Generator Charging Rate.

ROAD TEST

*To insure proper lubrication and lubricants, have your car serviced at an authorized SAAB dealer only.

**24,000
MILE**

SAAB

SERVICE INSPECTION

**54,000
MILE**

To insure continuous top performance from your SAAB, we recommend that you have the service inspection described on the reverse side of this page performed by your authorized SAAB dealer at 24,000 miles and 54,000 miles.

SERVICING DEALER IMPRINT

SERVICING DEALER IMPRINT

MILEAGE _____

MILEAGE _____

**24,000 MILE
INSPECTION**

IMPORTED
BY

SAAB

OVERSEAS Inc.

100 WATERFRONT ST
NEW HAVEN, CONN.

**54,000 MILE
INSPECTION**

**24,000
MILE**

SAAB

SERVICE INSPECTION

**54,000
MILE**

- *Lubricate Chassis (see Lubrication Recommendations).
- Tune-up-Major — Change Ignition Contacts & Condenser, Time Engine, Change Spark Plugs, Clean Ignition Wires, Cap, Connectors, etc., Adjust Carburetor.
- Service Air Filter.
- Rotate Tires and Inspect.
- Lubricate Speedometer Cable (5 to 10 drops Light Oil).
- Clean All Fuel Filters.
- Inspect Brake Linings and Adjust Brakes Including Handbrake.

ROAD TEST

*To insure proper lubrication and lubricants, have your car serviced at an authorized SAAB dealer only.

**30,000
MILE**

SAAB

SERVICE INSPECTION

**60,000
MILE**

To insure continuous top performance from your SAAB, we recommend that you have the service inspection described on the reverse side of this page performed by your authorized SAAB dealer at 30,000 miles and 60,000 miles.

SERVICING DEALER IMPRINT

SERVICING DEALER IMPRINT

MILEAGE _____

MILEAGE _____

**30,000 MILE
INSPECTION**

IMPORTED
BY

SAAB

OVERSEAS Inc.

100 WATERFRONT ST
NEW HAVEN, CONN.

**60,000 MILE
INSPECTION**

**30,000
MILE**

SAAB

SERVICE INSPECTION

**60,000
MILE**

- *Lubricate Chassis (see Lubrication Recommendations).
- Tune-up-Minor — Adjust Ignition Contacts, Adjust Timing, Adjust Carburetor, Service Air Cleaner, Change Spark Plugs, Clean All Ignition Wires.
- Rotate and Inspect Tires.
- Clean All Fuel Filters.
- Repack Outer Universal Joints.
- Repack Front Wheel Bearings.

ROAD TEST

*To insure proper lubrication and lubricants, have your car serviced at an authorized SAAB dealer only.

**36,000
MILE**

SAAB

SERVICE INSPECTION

**66,000
MILE**

To insure continuous top performance from your SAAB, we recommend that you have the service inspection described on the reverse side of this page performed by your authorized SAAB dealer at 36,000 miles and 66,000 miles.

SERVICING DEALER IMPRINT

SERVICING DEALER IMPRINT

MILEAGE _____

MILEAGE _____

**36,000 MILE
INSPECTION**

IMPORTED
BY

SAAB

OVERSEAS Inc.

100 WATERFRONT ST
NEW HAVEN, CONN.

**66,000 MILE
INSPECTION**

**36,000
MILE**

SAAB

SERVICE INSPECTION

**66,000
MILE**

- *Lubricate Chassis (see Lubrication Recommendations).
- Tune-up-Major — Change Ignition Contacts & Condenser, Time Engine, Change Spark Plugs, Clean Ignition Wires, Cap, Connectors, etc., Adjust Carburetor.
- Rotate and Inspect Tires.
- Lubricate Speedometer Cable (5 to 10 drops Light Oil).
- Clean All Fuel Filters.
- Repack Rear Wheel Bearings.
- Change Air Cleaner.

ROAD TEST

*To insure proper lubrication and lubricants, have your car serviced at an authorized SAAB dealer only.

**42,000
MILE**

SAAB

SERVICE INSPECTION

**72,000
MILE**

To insure continuous top performance from your SAAB, we recommend that you have the service inspection described on the reverse side of this page performed by your authorized SAAB dealer at 42,000 miles and 72,000 miles.

SERVICING DEALER IMPRINT

SERVICING DEALER IMPRINT

MILEAGE _____

MILEAGE _____

**42,000 MILE
INSPECTION**

IMPORTED
BY

SAAB

OVERSEAS Inc.

100 WATERFRONT ST
NEW HAVEN, CONN.

**72,000 MILE
INSPECTION**

**42,000
MILE**

SAAB

SERVICE INSPECTION

**72,000
MILE**

- *Lubricate Chassis (see Lubrication Recommendations).
- Tune-up-Minor — Adjust Ignition Contacts, Adjust Timing, Adjust Carburetor, Service Air Cleaner, Change Spark Plugs, Clean All Ignition Wires.
- Rotate and Inspect Tires.
- Inspect Linings, Adjust Brakes, Including Handbrake.
- Check Front End Alignment.
- Check Fanbelt Tension and Tighten Generator Mounting Bolts.
- Replace Rear Muffler, Tailpipe, and Front Muffler.

ROAD TEST

*To insure proper lubrication and lubricants, have your car serviced at an authorized SAAB dealer only.

Contractual Warranty

SAAB automobiles are fully warranted by SAAB OVERSEAS, INC., Importer, against defective materials or workmanship as indicated below, and there are no other warranties, expressed or implied, on SAAB automobiles furnished hereunder except as herewith stated:

The Importer warrants each new motor vehicle, including all standard equipment (except tires, lamps, fuses, and spark plugs) supplied by the manufacturer, Svenska Aeroplan Aktiebolaget, to be free from defects in material and workmanship under normal use and service for six (6) months after delivery of such vehicle to the original purchaser or before such vehicle has been driven 6000 miles, whichever event shall occur first.

This warranty is extended for the engine, transmission assembly and their internal parts (excluding clutch assembly) to include the first twenty-four (24) months or 24,000 miles, whichever event shall occur first. Normal maintenance of fluids, gaskets, carburetor, distributor, or spark plugs required for recommended maintenance is not covered by this warranty extension.

The obligation under this warranty shall be void unless the Importer's maintenance recommendations are complied with, and limited to making repairs or replacements of such warranted components claimed to be defective in normal use, as are returned with transportation charges prepaid, and upon examination by the Importer disclosed to the latter's satisfaction to be defective.

This warranty is made in lieu of all other warranties, expressed or implied. The Importer authorizes no person to assume for it any liability in connection with the sale of its vehicles.

This warranty shall not cover vehicles used in competition of any kind and shall be void as to any vehicle which shall have been repaired or altered outside of an Authorized SAAB Dealer in any way so as, in the judgment of the Importer, to affect its stability and reliability, or which has been subject to misuse, negligence, or accident.

The right is reserved to make changes in design or add any improvements on motor vehicles at any time without incurring any obligation to install same on motor vehicles previously purchased.

ENGINE LUBRICATION RECOMMENDATIONS

STANDARD ENGINE

Your STANDARD SAAB engine is lubricated by adding oil to the gasoline when refueling.

To insure long trouble-free engine life, use SAAB OIL whenever it is available. When SAAB OIL is not available, use a high quality detergent oil (HD) of a 30 weight viscosity. WHEN REFUELING AT TEMPERATURES BELOW FREEZING, ALL OIL (EXCEPT WINTER GRADE SAAB OIL) SHOULD BE PRE-MIXED WITH AN EQUAL QUANTITY OF GASOLINE BEFORE ADDING TO THE GAS TANK.

SAAB OIL is available at all authorized SAAB agencies in either single quarts or in the handy six-pack containers. PRE-MIXING IS NOT REQUIRED WITH THE USE OF SAAB OIL, due to its special formulation to facilitate mixing.

Break-in: Whenever refueling, pour one quart of oil into gas tank, followed by SIX gallons of gasoline.

After Break-in: Pour one quart of oil into the gas tank, then add 8 gallons of gasoline if regular grade oil is used, or 7 gallons of gas with winter grade oil. During the next few thousand miles avoid full throttle operation, for extended periods of time.

MONTE CARLO 850 ENGINE

The Monte Carlo 850 engine is lubricated by a separate oil system with a three (3) quart reservoir. SAAB OIL is recommended, either winter or regular grade, according to the season. As an occasional alternate, use a high quality detergent oil (HD) of a 30 weight viscosity.

SAAB OWNER IDENTIFICATION
saab overseas, inc.



100 WATERFRONT STREET, NEW HAVEN, CONNECTICUT



375261
377032
SEDAN

WAUWATOSA WISC.

399-48
YOUR DEALER NO.

YEL
VEHICLE CODE

3/11/66
DELIVERED