

**SAAB**

**9000**

**SERVICE  
MANUAL**

**3:4** Electrical system,  
Comprehensive  
wiring diagrams

**M 1987-88**



## **Market codes**

**The codes refer to market specifications**

AT	Austria	FR	France
AU	Australia	GB	Great Britain
BE	Belgium	GR	Greece
CA	Canada	IS	Iceland
CH	Switzerland	IT	Italy
DE	Germany	JP	Japan
DK	Denmark	ME	Middle East
ES	Spain	NL	Netherlands
EU	Europe	NO	Norway
FE	Fär East	SE	Sweden
FI	Finland	US	USA

# Introduction

This Service Manual deals with the electrical systems of the 1987 and 1988 models of the Saab 9000. This manual is a supplement to the Service Manual, Group 3:1, Electrical system, Instruments, and Group 3:2, Electrical system, System diagrams, operation and fault-tracing.

## Safety instructions

### Caution - arcing may cause injuries.

Although the system voltage is only 12 V, injuries may be caused by flash-over or fire in the car, since the energy content of the battery is very high. Short-circuit may give rise to very high currents.

### Caution - high voltage

The ignition system of the car is of electronic type, operating at voltages of more than 30 000 V. This voltage may be fatal to persons with a weak heart and persons who have a pacemaker. So treat the entire ignition system with great caution.

Before starting work on the electrical system:

- Take off your wrist-watch and any rings you may be wearing.
- Disconnect one terminal of the battery if any electrical components are to be removed.
- Always follow the instructions and recommendations in the Service Manual, Groups 3:1 and 3:2.

## Comprehensive wiring diagrams

The purpose of the comprehensive wiring diagrams shown in this book is merely to illustrate the overall arrangement of the electrical system of the entire car. Detailed diagrams showing all connectors and how cables are run can be found only in Group 3:2, Electrical system, system diagrams, operation and fault-tracing.

Each component shown on the comprehensive wiring diagram has an identity number. To find


the name of a component, look in the numerical list of components just before the comprehensive wiring diagrams. The alphabetical list of components is located at the back of the book.

The cables shown on the diagrams are designated by a cable code. (See the section entitled "Cable code".) To make the diagrams easier to read, some cables are not shown in their entirety. Such cables are indicated by (3) 200:12, for instance. In this case, the cable runs to pin 12 of component 200, which is located in section 3 of the diagram. Reference is made to fuses by indicating the section and the fuse number, e.g. (13).3.



## Cable code

As a general rule, each cable in the electrical system of the car has a code consisting of three parts, as illustrated by the example below:



**Item number.** Every cable is designated by a unique number, which is usually followed by a letter designation. Cables designated with the same number, e.g. 122, 122 A, 122 B, etc. usually belong to the same sub-system.

**Colour code.** The following colour codes are used in the wiring diagrams as well as in the comprehensive wiring diagrams. The colour codes can also be used in various combinations, e.g. BL/RD, GL/VT, etc.

Code	Colour
BL	Blue
BR	Brown
GL	Yellow
GN	Green
GR	Grey
OR	Orange
RD	Red
SV	Black
VL	Violet
VT	White

**Cross-sectional area of the conductor.** The cross-sectional area of the conductor is specified in square millimetres (mm<sup>2</sup>). The current that the cable is capable of carrying is dependent on the cross-sectional area of the conductor.

## Abbreviations

The Manual includes the following abbreviations:

AIC	(Automatic Idling Control) Automatic adjustment of the engine idling speed.
APC	(Automatic Performance Control) Automatic control of the turbo-charger boost pressure
AUT	Automatic transmission
CAB	Cabriolet
CONV	Convertible (Cabriolet)
EU 2	Cars to European specifications with catalytic converter
EZK	(Elektronische Zündkontrolle) Breakerless ignition system with knock sensor
I	Injection engine
LH	(Luftmassenmesser Hitzdraht) Air mass measurement by means of a hot filament
MAN	Manual gearbox
T	Turbocharged engine
TSI	Timing Service Instrument

# List of components

## Numerical index

1	Battery	47G	Full-beam warning lamp
2	Alternator	47H	Direction indicator warning lamp, left-hand
3	Earthing point, facia	47I	Direction indicator warning lamp, right-hand
4	Starter motor		
5	Ignition coil	47J	Indicating lamp for the rear-window electric heater
6	Ignition distributor		
7	Earthing point, left-hand wheel housing	47K	Lamp for shift-up indication
8	Lighting relay	47L	—
9	Earthing point, luggage compartment	47M	Handbrake warning lamp
10	Light switch	47N	Warning lamp for the rear fog lights
11	Full beam filament	47O	—
12	Dipped beam filament	47P	CHECK ENGINE warning lamp
13	Parking lights	47Q	Warning lamp, ABS
14	Rear lights	47R	Washer fluid level warning lamp
15	Number plate illumination	48	Cigarette lighter
16	Instrument lighting rheostat	49	Clock
17	—	50	Roof lamp, centre
18	Combined instrument lighting	51	Roof lamp, front
19	Glove compartment lamp	52	—
20	Ignition switch	53	Switch, interior lighting
21	Ignition switch relay	54	Door switch for the interior lighting
22	Electrical distribution box, glove compartment	55	Luggage compartment light fitting
22A	Fuse board, glove compartment	56	Luggage compartment light switch
22B	Relay board, glove compartment	57	Three-pole connector
23	Flasher relay	58	Twelve-pole connector
24	Direction indicator stalk switch	59	Two-pole connector
25	Switch for hazard warning lights	60	Single-pole connector
26	Time delay relay for the radiator fan	61	Windscreen wiper stalk switch
27	Direction indicator lamps, left-hand side	62	Windscreen wiper motor
28	Direction indicator lamps, right-hand side	63	Washer motor
29	Brake light switch	64	Heating pad
30	Brake lamps	65	Earthing point, under back seat
31	Reversing light switch	66	Headlamp wiper motor
32	Reversing lights	67	Six-pole connector
33	Rear for lights	68	Horn relay
34	—	69	Seat switch for the co-driver's seat-belt warning lamp
35	Selector switch for the ventilation fan	70	Seat-belt switch for the driver
36	Motor for the ventilation fan, AC	71	Seat-belt switch for the co-driver
37	Radiator fan motor, engine	72	Seat-belt warning lamp
38	Recirculation damper motor (recirculation valve)	73	Timing service instrument (TSI) socket
39	Temperature switch, radiator fan	74	Resistor for radiator fan
40	Horns	75	Distribution block, positive battery supply
41	Horn switch	76	Switch for raising the engine idling speed, auto
42	Brake fluid level warning switch	77	Starting interlock contacts, automatic transmission
43	Handbrake switch	78	Relay, dim-dipped beam
44	Oil pressure transmitter	79	—
45	Coolant temperature transmitter	80	Resistor, dim-dipped beam
46	Fuel level transmitter	81	—
47	Combined instrument	82	Seat-belt/ignition switch warning relay
47A	Fuel gauge	83	Relay for intermittent operation of the wipers
47B	Fuel reserve warning lamp		
47C	Coolant temperature gauge		
47D	Oil pressure warning lamp	84	—
47E	Charging warning lamp	85	Extra fog lights
47F	Brake fluid level warning lamp	86	—

87	Engine compartment light fitting and switch	146	Amplifier of the electronic ignition system
88	Switch for extra fog lights	147	Ignition pulse amplifier
89	Side direction indicator lamp, left-hand side	148	Front ashtray illumination, cigarette lighter
90	Side direction indicator lamp, right-hand side	149	Main switch for the fan
91	Selector lever lamp (automatic transmission)	150	—
92	—	151	Time-delay relay for the interior lighting
93	—	152	—
94	—	153	Lamp for centre console and rear ashtray
95	—	154	Lighting for the heater controls
96	—	155	Relay for the AC radiator fan
97	—	156	Time-delay relay for the AC and ACC radiator fan
98	Ten-pole connector	157	Spark plugs
99	—	158	Negative distribution terminal
100	—	159	Distribution terminal +15
101	Feed pump	160	Switch for glove compartment illumination
102	Fuel pump relay	161	Switch for the rear fog lights
103	Fuel pump	162	Switch for the electric window regulator, driver's door
104	—	163	Switch for the electric window regulator, co-driver's door
105	—	164	Motor for the electric window regulator, left-hand front door
106	—	165	Motor for the electric window regulator, right-hand front door
107	Relay for the extra fog lights	166	Pressure switch for the radiator fan, AC and ACC
108	—	167	Spare
109	High-level brake light	168	—
110	Tachometer	169	Switch for the AC
111	Electronic speedometer	170	Compressor for the AC and ACC
112	Transmitter for electronic speedometer	171	Anti-freeze thermostat (cycling clutch switch), AC and ACC
113	Relay for the rear window heater	172	Radiator fan for the AC and ACC
114	Spare	173	Diode for the AC compressor
115	Electric heater for the rear window	174	Spare
116	Switch for the rear window heating	175	Control unit for the central locking system
117	Spare	176	Control unit, EZK ignition system
118	Corner lights	177	Control unit for the APC system
119	—	178	Knock sensor for the APC/EZK system
120	—	179	Solenoid valve for the APC
121	—	180	Pressure transmitter for the APC
122	Eight-pole connector	181	Switch for the electrically-operated sunroof
123	Four-pole connector	182	Motor for the electrically-operated sunroof
124	Switch for the rear-view mirrors	183	Locking mechanism for central locking system, driver's door
125	Left/right selector switch for the rear-view mirrors	184	Motor for central locking system, co-driver's door
126	Motor for the left-hand rear-view mirror	185	Motor for the central locking system, right-hand rear door
127	Motor for the right-hand rear-view mirror	186	Motor for the central locking system, left-hand rear door
128	—	187	Vacuum pump for the Cruise Control
129	—	188	Motor for the central locking system, luggage compartment lid
130	—	189	Interlock switch for the rear-door electric window regulators
131	Control unit for the Cruise Control	190	Switch for the left-hand rear electric window regulator
132	Sensor for the speed transmitter	190A	Switch for the left-hand rear electric window regulator
133	Clutch switch for the Cruise Control		
134	Brake switch for the Cruise Control		
135	—		
136	Lambda sensor		
137	Spare		
138	—		
139	—		
140	—		
141	Selector for the Cruise Control		
142	—		
143	Recirculation switch for the AC		
144	Pressure switch		
145	Test tapping, EZK		

191	Switch for the right-hand rear electric window regulator	237	Test tapping for seat-belt tensioner
191A	Switch for the right-hand rear electric window regulator	238	Electronic control unit for the seat-belt tensioners
192	Distribution block	239	Gear selector switch (automatic transmission)
193	Motor for the electric window regulator, left-hand rear door	240	Electronic unit for instrument lighting rheostat
194	Motor for the electric window regulator, right-hand rear door	241	DCC trip computer
195	Level switch, windscreen washer fluid	242	Coolant level switch
196	—	243	Engine oil level switch
197	Outside temperature transmitter – ACC	244	Connection for heater
198	Recirculation damper motor – ACC	245	Selector lever switch (automatic transmission), EDU2
199	Motor for the ventilation fan – ACC	246	Switch for door fans
200	Control unit for the LH fuel injection system	247	Fan, left-hand rear door
201	Engine earthing point	248	Fan, right-hand rear door
202	Engine temperature transmitter for the LH fuel injection system	249	Seven-pole connector
203	Throttle angle transmitter for the LH fuel injection system	250	Connector, 6 terminals
204	Test connector for the LH fuel injection system	251	Connector, 3+3 terminals
205	Air mass meter for the LH fuel injection system	252	Rheostat for the heating pad, driver's seat
206	Fuel injection valves the LH fuel injection system	253	Rheostat for the heating pad, co-driver's seat
207	Heating element for the electrically-operated rear-view mirrors	254	Thermostat for the heating pad, driver's seat
208	Door lock indication	255	Thermostat for the heating pad, co-driver's seat
209	Courtesy light	256	Buzzer for speed warning
210	EDU trip computer (voltmeter, fuel consumption instrument)	257	Earthing point, alternator bracket
211	Earthing point, gearbox	258	Connector for trailer lighting
212	—	259	Relay, reverse current protection, dim-dipped beam
213	Pictogram	260	—
214	—	261	Throttle contact, zero position, shift-up indication
215	Dip switch	262	Temperature switch, shift-up indication
216	Automatic climate control unit	263	Vacuum switch, shift-up indication
217	Air mixture temperature transmitter, ACC	264	Switch, fifth gear, shift-up indication
218	Interior temperature transmitter, ACC	265	Electrically-operated aerial
219	Suction fan for the interior temperature transmitter, ACC	266	Loudspeakers
220	Speed control for the ventilation fan, ACC	267	Radio connection
221	Air distribution damper motor, ACC	268	—
222	Temperature control damper motor, ACC	269	Two-pole connector
223	Sun transmitter, ACC	270	Shift-up indication relay
224	Seat-belt lock illumination	271	Lambda sensor preheater
225	Reading lamp	272	Engine idling speed adjustment, LH fuel injection system
226	Co-driver's lamp	273	—
227	Motor for the central locking system, fuel tank lid	274	—
228A	Filament monitor (glove compartment)	275	Connection for siren, burglar alarm
228B	Filament monitor (engine compartment)	276	Connection for bonnet switch, burglar alarm
229	Main relay, LH fuel injection system	277	—
230	Distribution terminal +30	278	—
231	Distribution terminal +54	279	—
232	Stepping relay for the electrically operated sunroof	280	Spare
233	Vacuum switch, Cruise Control/APC	281	Spare
234	Side marker lights	282	Spare
235	Seat-belt tensioner, left-hand	283	—
236	Seat-belt tensioner, right-hand	284	—
		285	Lambda sensor fuse
		286	Outdoor temperature sensor for the trip computer
		287	Relay, automatic window regulator controls
		288	Connections for the ON/OFF switch

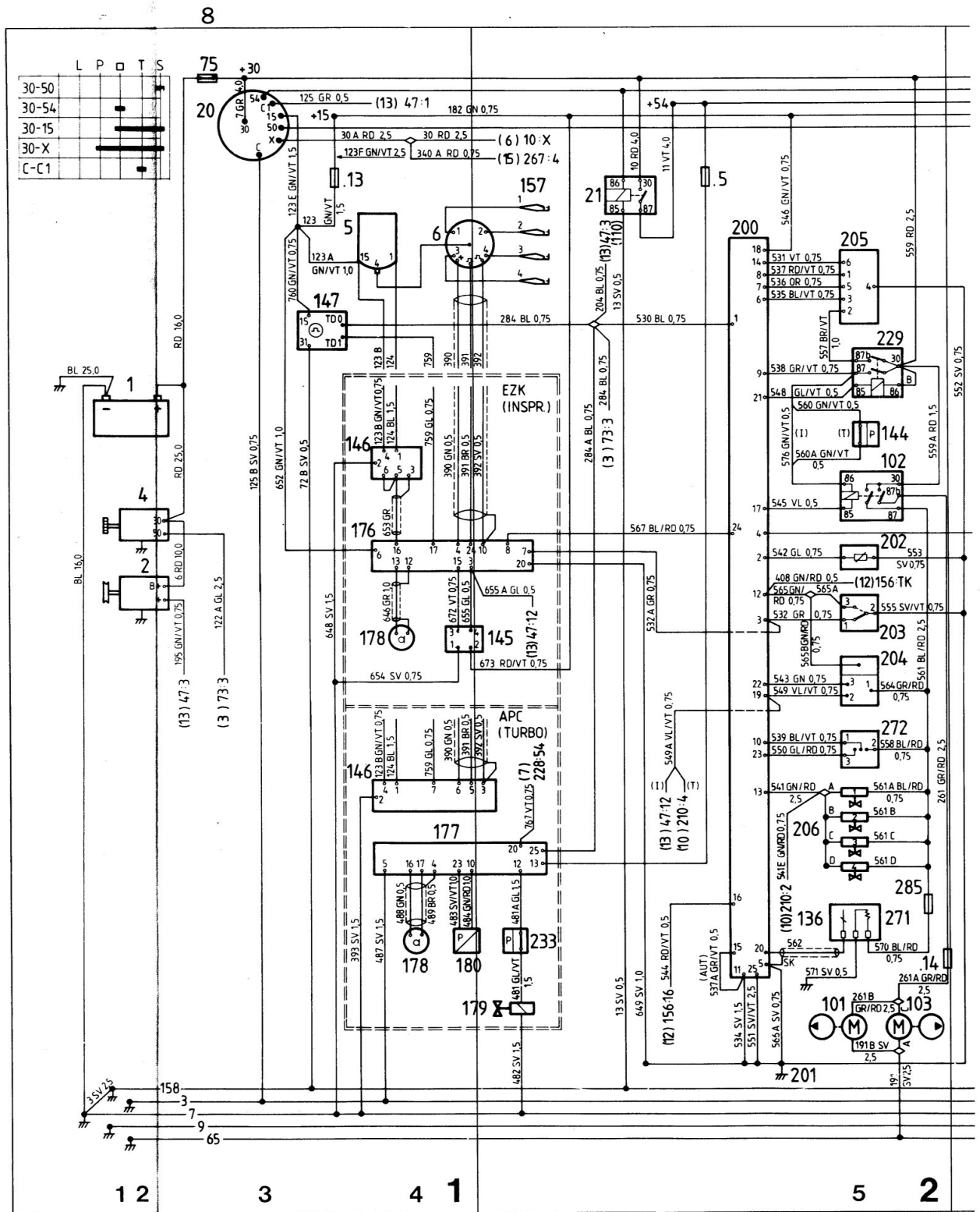
289	Connection for the burglar alarm control unit	354	Amplifier
290	—	356	Control unit for speed warning
291	Control unit, ABS		
292	Main relay, ABS		
293	Pump relay, ABS		
294	Pressure switch, ABS		
295	Main valve, ABS		
296	Valve block, ABS		
297	Hydraulic pump, ABS		
298A	Left-hand front wheel sensor, ABS		
298B	Right-hand front wheel sensor, ABS		
298C	Left-hand rear wheel sensor, ABS		
298D	Right-hand rear wheel sensor, ABS		
299	Brake fluid level sensor, ABS		
300	Earthing point for the brake unit, ABS		
301	Earthing point for the control unit, ABS		
302	Relay and fuse board, ABS		
302A	Fuses, ABS		
302B	Relays, ABS		
303A	Diode, ABS		
303B	Diode, ABS		
304	Spare		
305	Spare		
306	Spare		
307	Spare		
308	—		
309	—		
310	—		
311	—		
312	—		
313	—		
314	—		
315	—		
316	—		
317	—		
318	Speaker box		
319	Resistor for door fans		
320	—		
321	Valve for charcoal cannister		
322	Connector, auto./man., LH 2.4		
323	Fuel pump with integrated feed pump		
324	—		
325	—		
326	—		
327	—		
328	—		
329	—		
337	Spare		
338	Spare		
339	—		
340	22-pole connector		
341	Earthing point, left-hand front seat member		
342	Electrical distribution box, engine compartment		
342A	Fuse board, engine compartment		
342B	Relay board, engine compartment		
348	—		
349	Radio contact box with amplifier		
350	Contact box for CD player/equalizer		
351	13-pole connector		
352	Slip-ring contacts, horn		
353	Radio/cassette player		

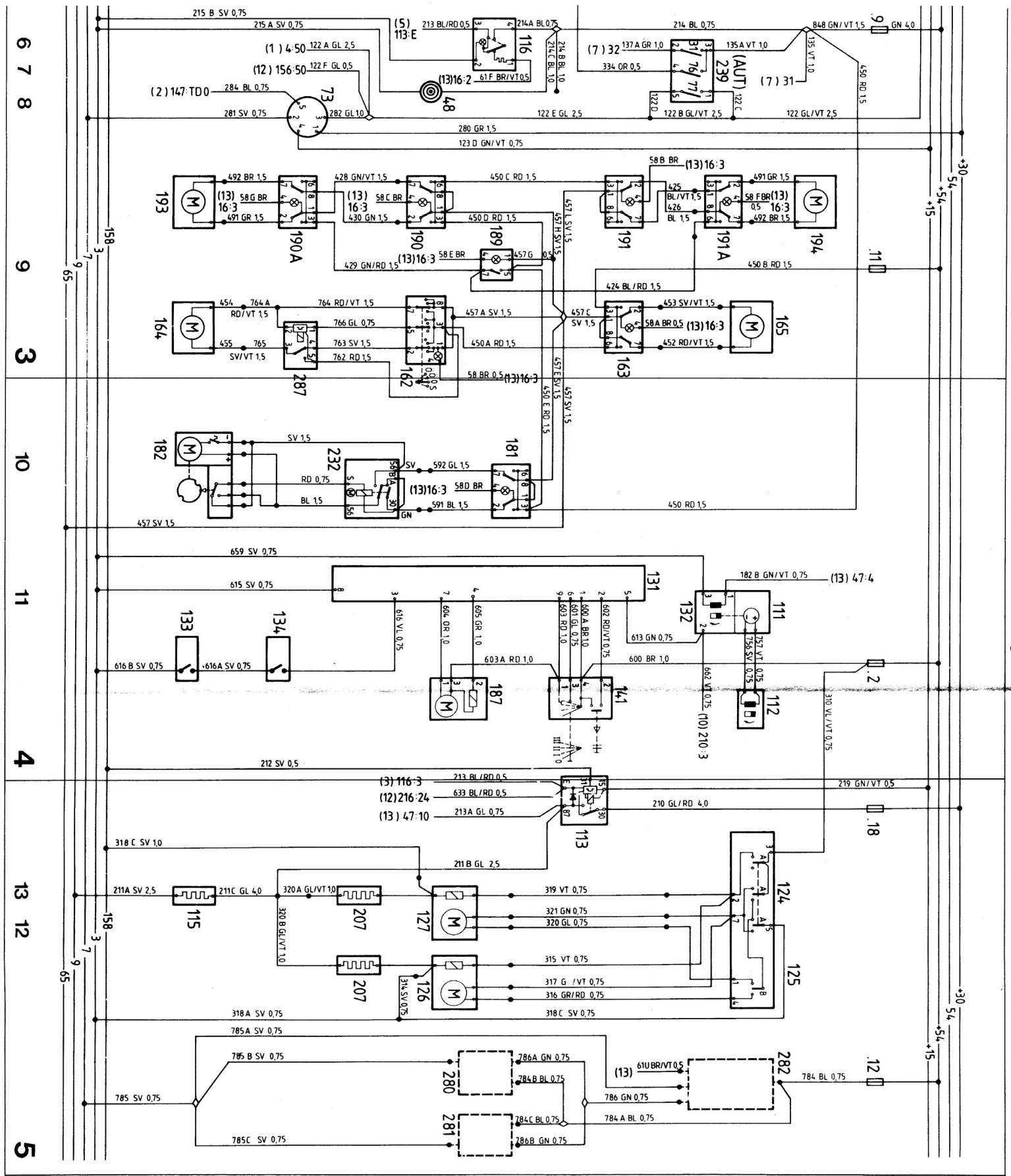


**Saab 9000 M1987 EU 1/3**

**List of systems, comprehensive wiring diagram (small blue figures)**  
**(The large blue figures are the zone designations)**

- 1 Starting system
- 2 Battery-charging system
- 3 Ignition system
- 4 APC and EZK system
- 5 Fuel-injection system
- 6 Selector position switch (auto)
- 7 Cigarette lighter
- 8 Timing service instrument (TSI) socket
- 9 Electric window regulators
- 10 Electrically operated sunroof
- 11 Cruise Control system
- 12 Electrically operated and heated rear-view mirrors
- 13 Electrically heated rear window
- 14 Headlamp, full beam
- 15 Headlamp, dipped beam
- 16 Extra fog lamps
- 17 Rear lights
- 18 Engine compartment illumination
- 19 Glove compartment illumination
- 20 Parking lights
- 21 Number plate illumination
- 22 Brake lights
- 23 Rear fog lights
- 24 Reversing lights
- 25 Direction indicators
- 26 Side reversing lights
- 27 Corner lights
- 28 Seat belt (ignition key) warning
- 29 Reading lamps
- 30 Central locking system
- 31 Electrically heated front seats
- 32 Courtesy lights
- 33 Luggage compartment illumination
- 34 Burglar alarm
- 35 EDU and DCC trip computers and clock
- 36 Shift-up indication
- 37 Horn
- 38 Headlamp wipers
- 39 Windscreen wipers
- 40 Seat-belt tensioners
- 41 Automatic Climate Control (ACC)
- 42 Ventilation fan
- 43 Air conditioning (AC)
- 44 Radiator fan
- 45 Lighting for switches and controls
- 46 Warning and indicating lamps, combined instrument
- 47 Anti-lock brakes (ABS)
- 48 Radio installation





6  
7  
8

9

3

10

11

4

13  
12

5

9

+30  
+54  
+15

+30  
+54  
+15

**Saab 9000 M1987 EU 2/3**

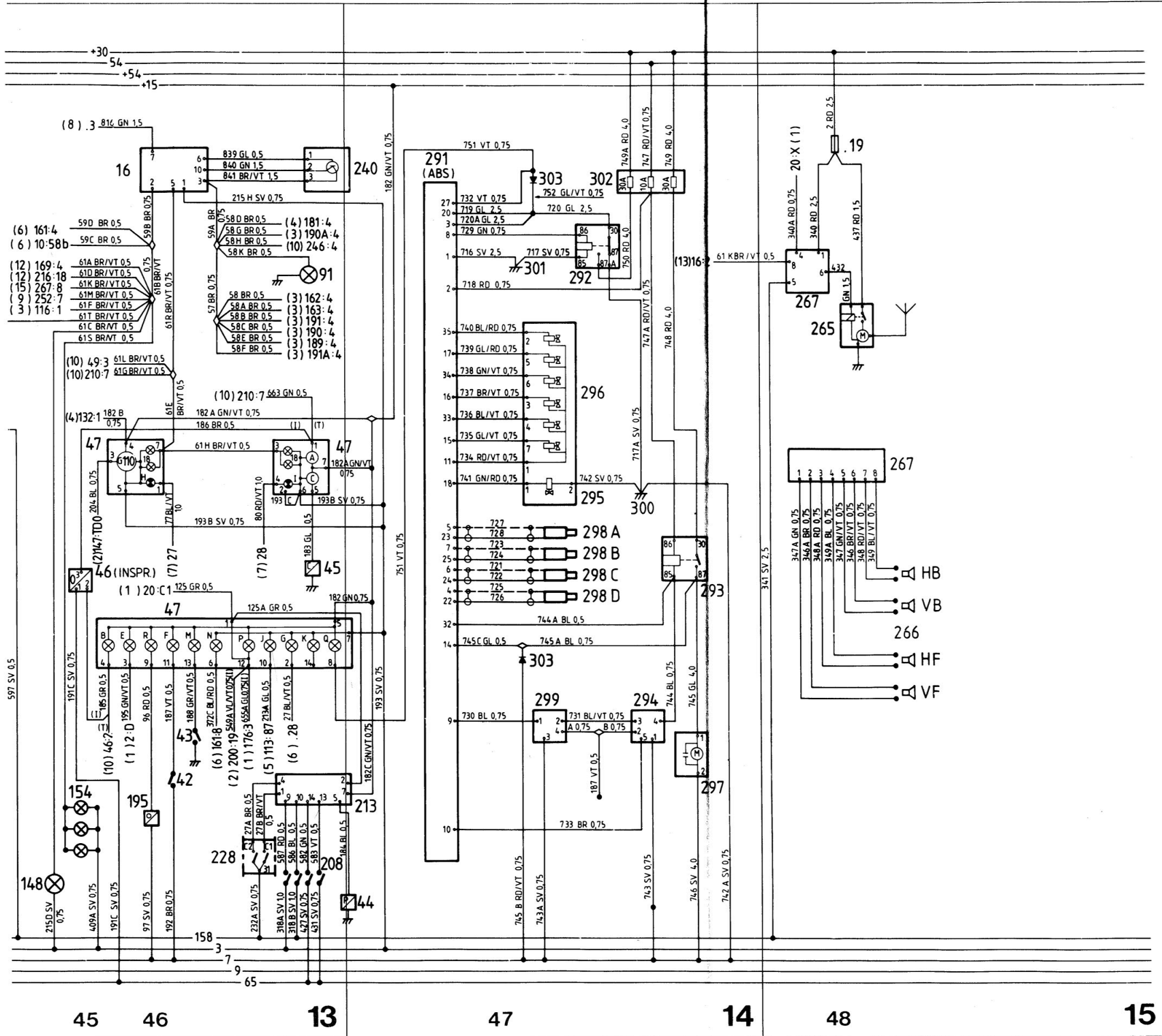






**Saab 9000 M1987 EU 3/3**





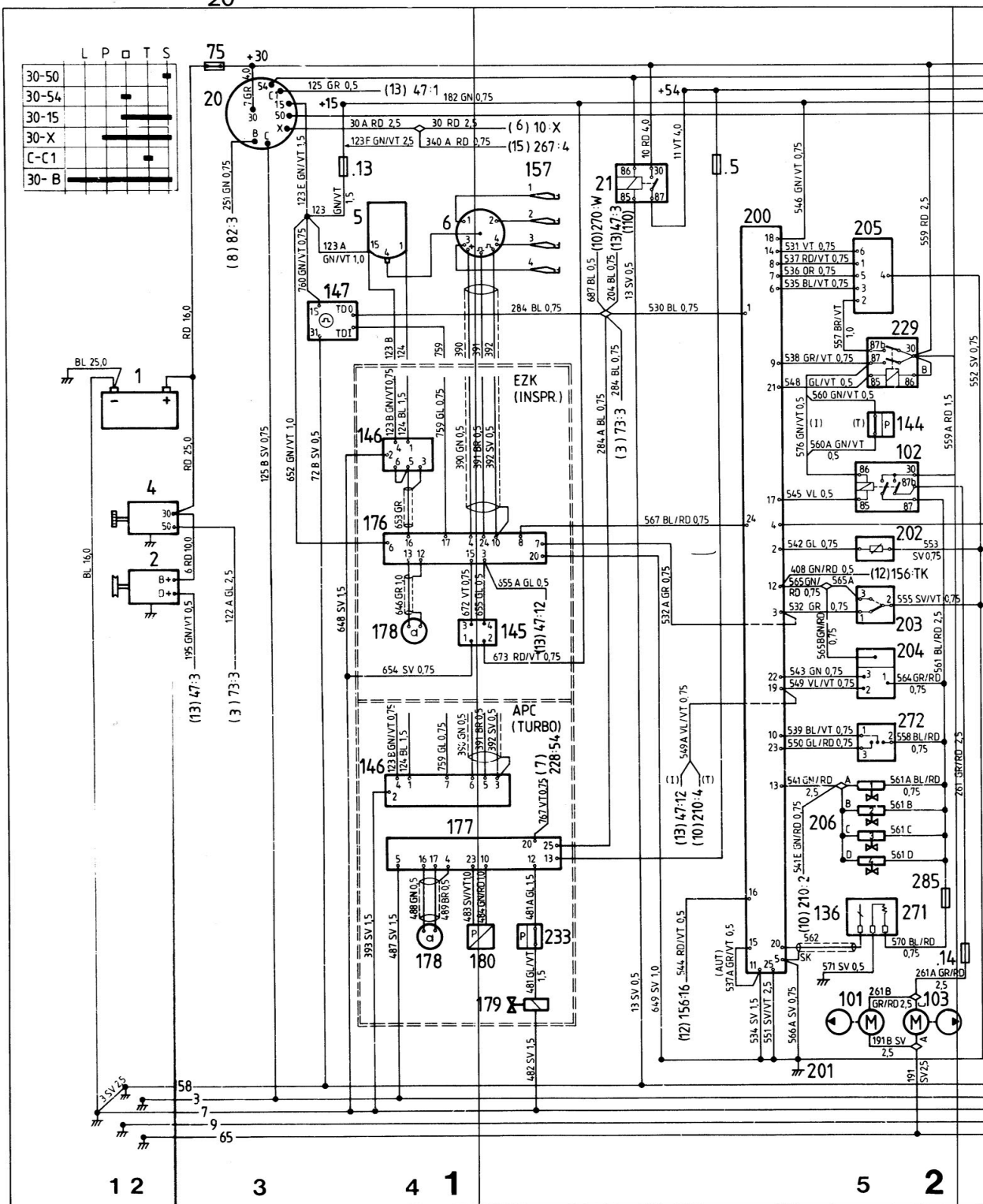
**Saab 9000 M1987 US 1/3**

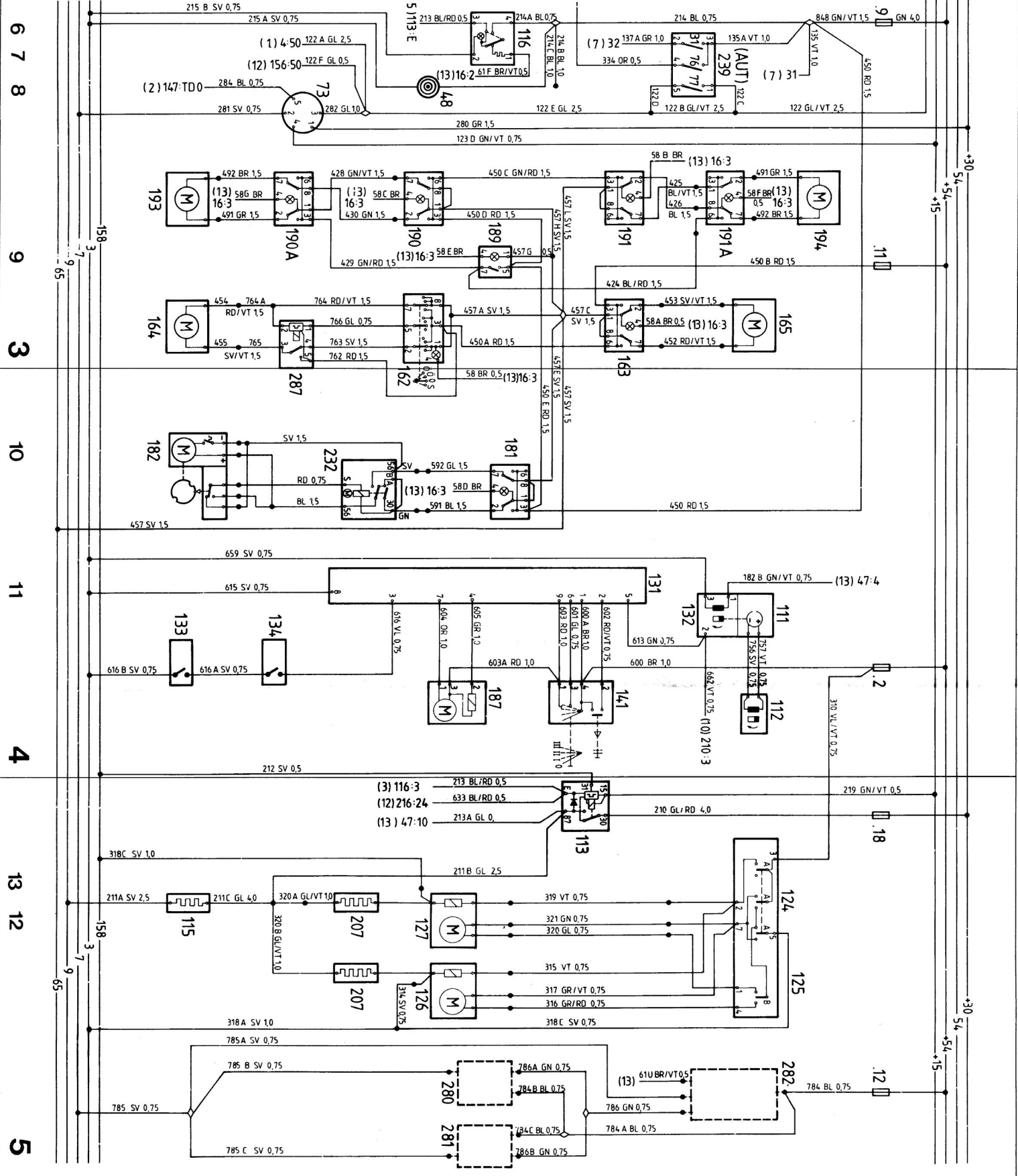


**List of systems, comprehensive wiring diagram (small blue figures)**  
 (The large blue figures are the zone designations)

- 1 Starting system
- 2 Battery-charging system
- 3 Ignition system
- 4 APC and EZK system
- 5 Fuel-injection system
- 6 Selector position switch (auto)
- 7 Cigarette lighter
- 8 Timing service instrument (TSI) socket
- 9 Electric window regulators
- 10 Electrically operated sunroof
- 11 Cruise Control system
- 12 Electrically operated and heated rear-view mirrors
- 13 Electrically heated rear window
- 14 Headlamp, full beam
- 15 Headlamp, dipped beam
- 16 Extra fog lamps
- 17 Rear lights
- 18 Engine compartment illumination
- 19 Glove compartment illumination
- 20 Parking lights
- 21 Number plate illumination
- 22 Brake lights
- 23 Rear fog lights
- 24 Reversing lights
- 25 Direction indicators
- 26 Side reversing lights
- 27 Corner lights
- 28 Seat belt (ignition key) warning
- 29 Reading lamps
- 30 Central locking system
- 31 Electrically heated front seats
- 32 Courtesy lights
- 33 Luggage compartment illumination
- 34 Burglar alarm
- 35 EDU and DCC trip computers and clock
- 36 Shift-up indication
- 37 Horn
- 38 Headlamp wipers
- 39 Windscreen wipers
- 40 Seat-belt tensioners
- 41 Automatic Climate Control (ACC)
- 42 Ventilation fan
- 43 Air conditioning (AC)
- 44 Radiator fan
- 45 Lighting for switches and controls
- 46 Warning and indicating lamps, combined instrument
- 47 Anti-lock brakes (ABS)
- 48 Radio installation

	L	P	T	S
30-50				
30-54				
30-15				
30-X				
C-C-1				
30-B				





**Saab 9000 M1987 US 2/3**

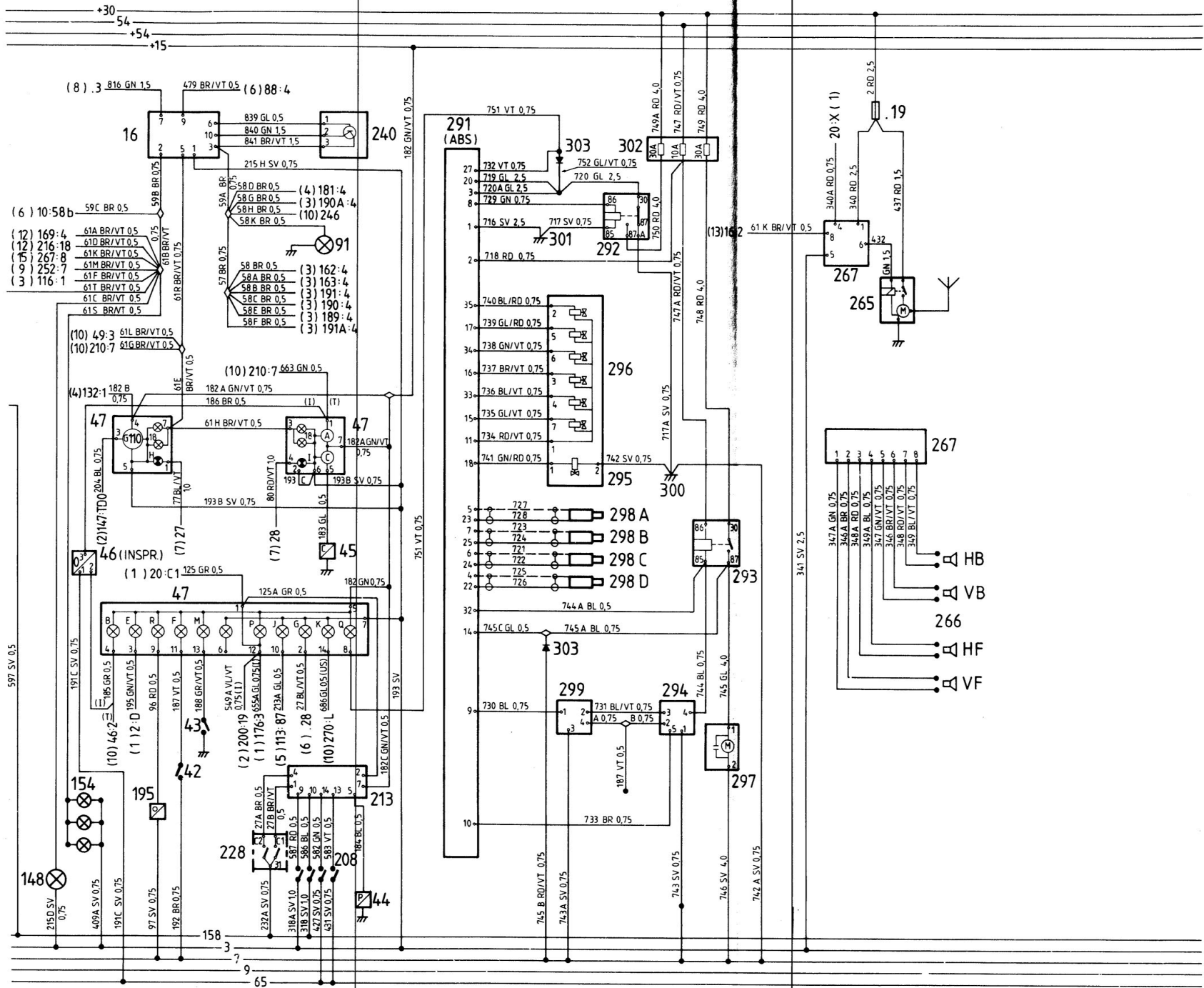






**Saab 9000 M1987 US 3/3**





45

46

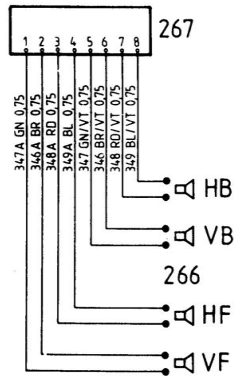
13

47

14

48

15



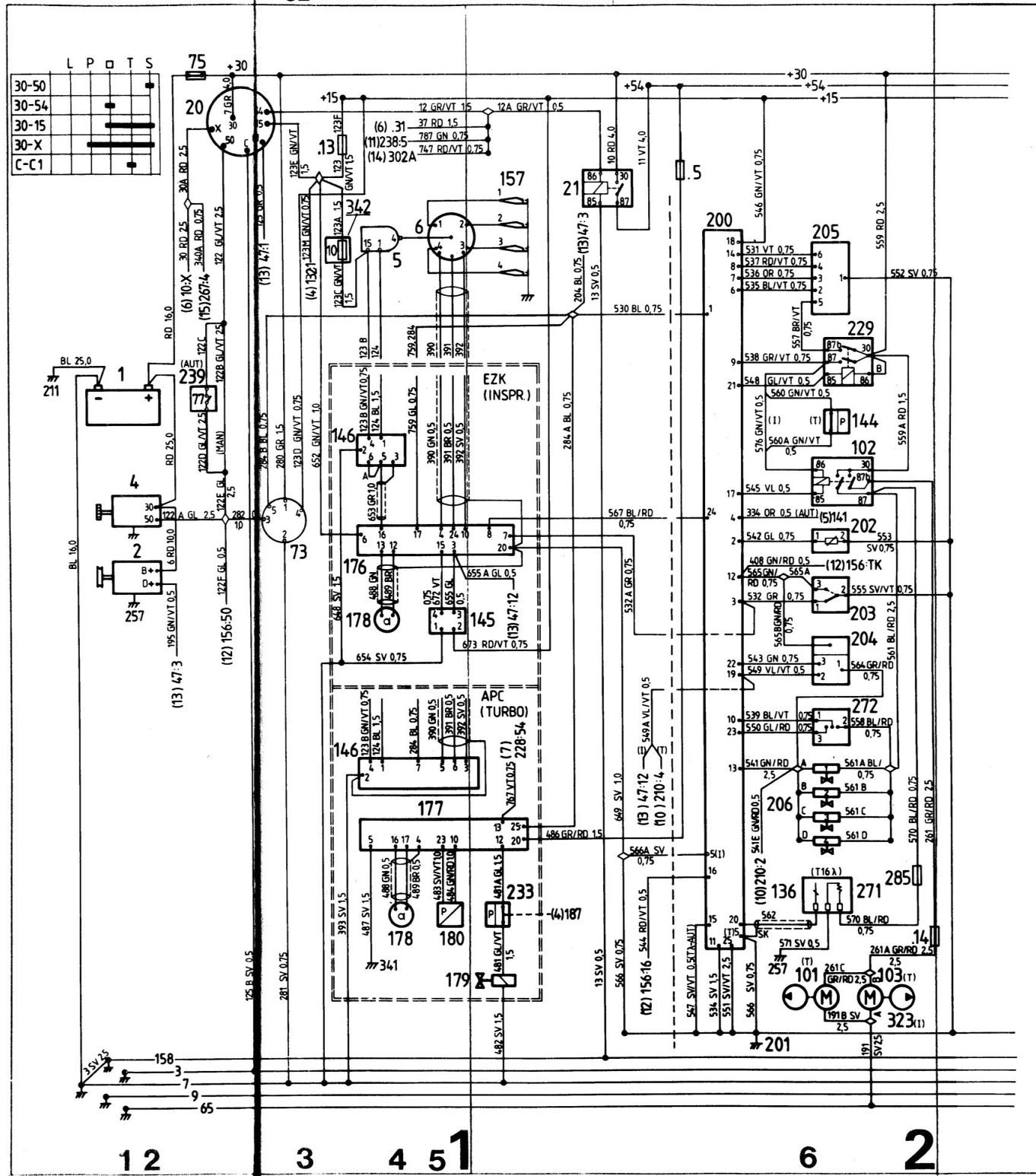
- HB
- VB
- 266
- HF
- VF

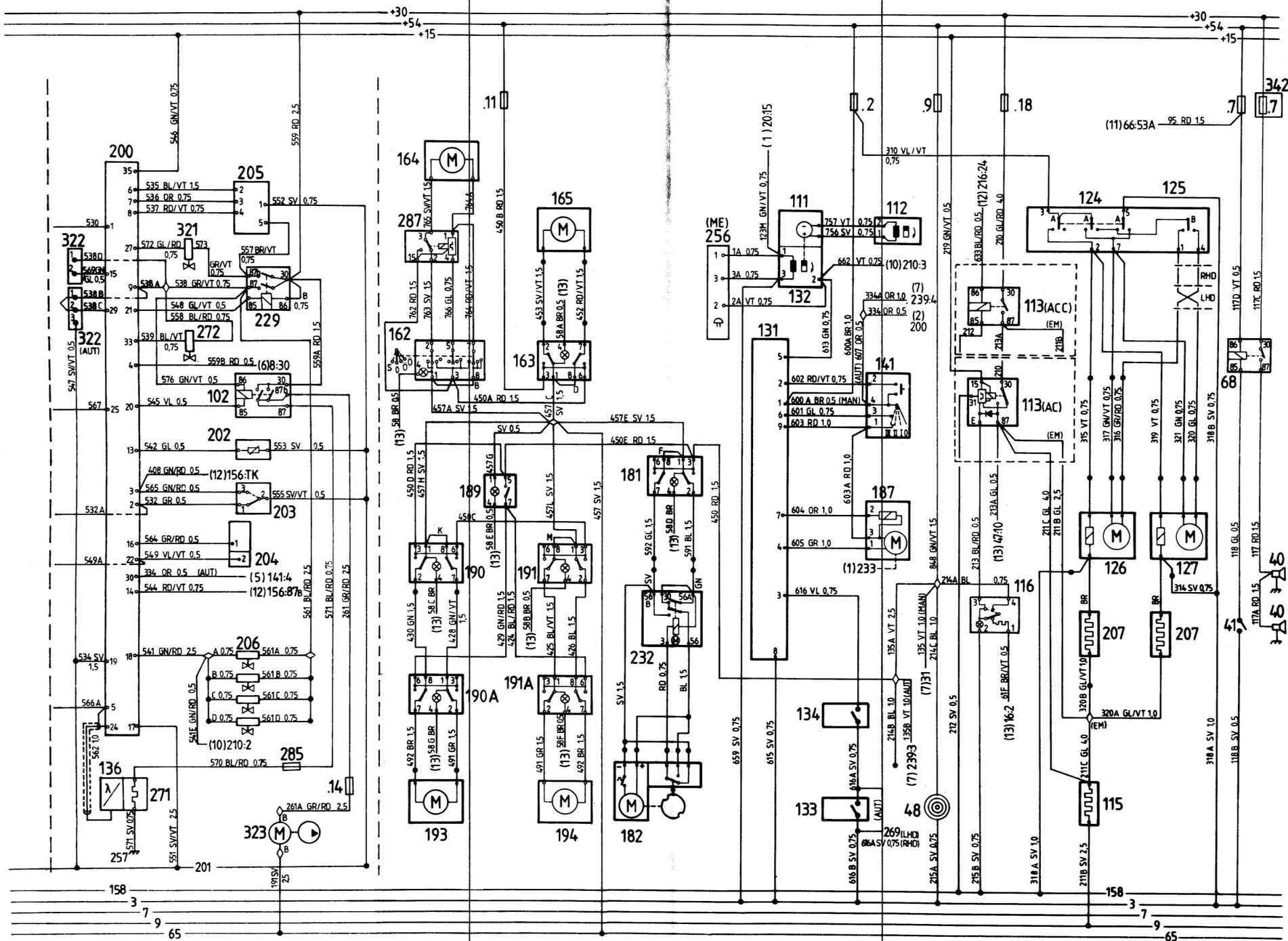
**Saab 9000 M1988 EU 1/3**

# List of systems, comprehensive wiring diagram (small blue figures)

(The large blue figures are the zone designations)

- 1 Starting system
- 2 Battery-charging system
- 3 Timing service instrument (TSI) socket
- 4 Ignition system
- 5 APC and EZK system
- 6 Fuel-injection system
- 7 Electric window regulators
- 8 Electrically operated sunroof
- 9 Cruise Control system
- 10 Cigarette lighter
- 11 Electrically heated rear window
- 12 Electrically operated and heated rear-view mirrors
- 13 Horn
- 14 Headlamp, full beam
- 15 Headlamp, dipped beam
- 16 Extra fog lamps
- 17 Rear lights
- 18 Dim dipped beams
- 19 Engine compartment illumination
- 20 Glove compartment illumination
- 21 Parking lights
- 22 Number plate illumination
- 23 Brake lights
- 24 Rear fog lights
- 25 Reversing lights
- 26 Direction indicators
- 27 Side marker lights
- 28 Corner lights
- 29 Reading lamps
- 30 Seat belt (ignition key) warning
- 31 Central locking system
- 32 Electrically heated front seats
- 33 Courtesy lights
- 34 Luggage compartment illumination
- 35 Burglar alarm
- 36 EDU and DCC trip computers and clock
- 37 Headlamp wipers
- 38 Windscreen wipers
- 39 Seat-belt tensioners
- 40 Automatic Climate Control (ACC)
- 41 Ventilation fan
- 42 Air conditioning (AC)
- 43 Radiator fan
- 44 Lighting for switches and controls
- 45 Warning and indicating lamps, combined instrument
- 46 Anti-lock brakes (ABS)
- 47 Radio installation
- 48 Door demister fans
- 49 Shift-up indication





6

3 7

8

9 4

10

11 12

13 5

**Saab 9000 M1988 EU 2/3**





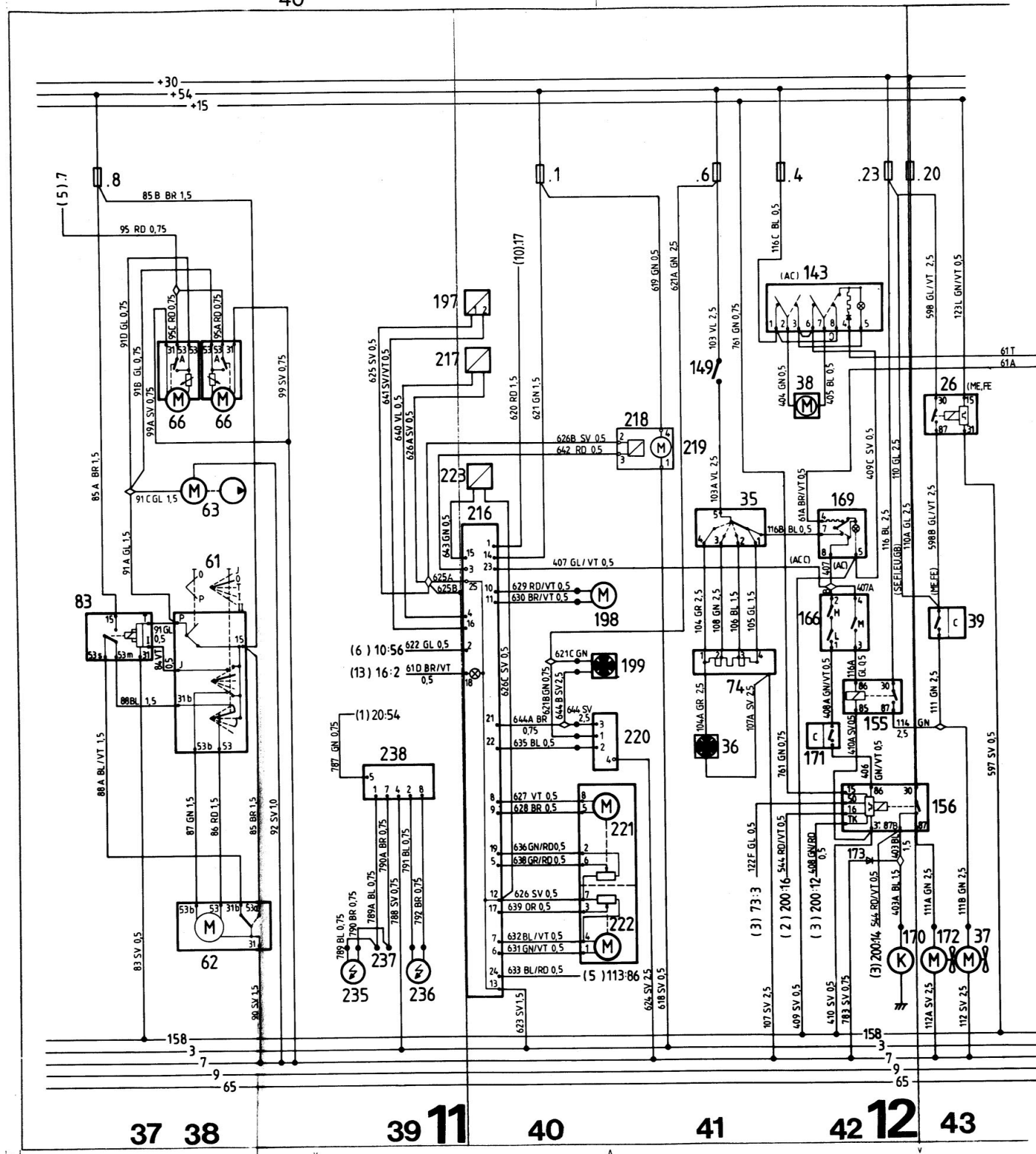


**Saab 9000 M1988 EU 3/3**

### List of systems, comprehensive wiring diagram (small blue figures)

(The large blue figures are the zone designations)

- 1 Starting system
- 2 Battery-charging system
- 3 Timing service instrument (TSI) socket
- 4 Ignition system
- 5 APC and EZK system
- 6 Fuel-injection system
- 7 Electric window regulators
- 8 Electrically operated sunroof
- 9 Cruise Control system
- 10 Cigarette lighter
- 11 Electrically heated rear window
- 12 Electrically operated and heated rear-view mirrors
- 13 Horn
- 14 Headlamp, full beam
- 15 Headlamp, dipped beam
- 16 Extra fog lamps
- 17 Rear lights
- 18 Dim dipped beams
- 19 Engine compartment illumination
- 20 Glove compartment illumination
- 21 Parking lights
- 22 Number plate illumination
- 23 Brake lights
- 24 Rear fog lights
- 25 Reversing lights
- 26 Direction indicators
- 27 Side marker lights
- 28 Corner lights
- 29 Reading lamps
- 30 Seat belt (ignition key) warning
- 31 Central locking system
- 32 Electrically heated front seats
- 33 Courtesy lights
- 34 Luggage compartment illumination
- 35 Burglar alarm
- 36 EDU and DCC trip computers and clock
- 37 Headlamp wipers
- 38 Windscreen wipers
- 39 Seat-belt tensioners
- 40 Automatic Climate Control (ACC)
- 41 Ventilation fan
- 42 Air conditioning (AC)
- 43 Radiator fan
- 44 Lighting for switches and controls
- 45 Warning and indicating lamps, combined instrument
- 46 Anti-lock brakes (ABS)
- 47 Radio installation
- 48 Door demister fans
- 49 Shift-up indication



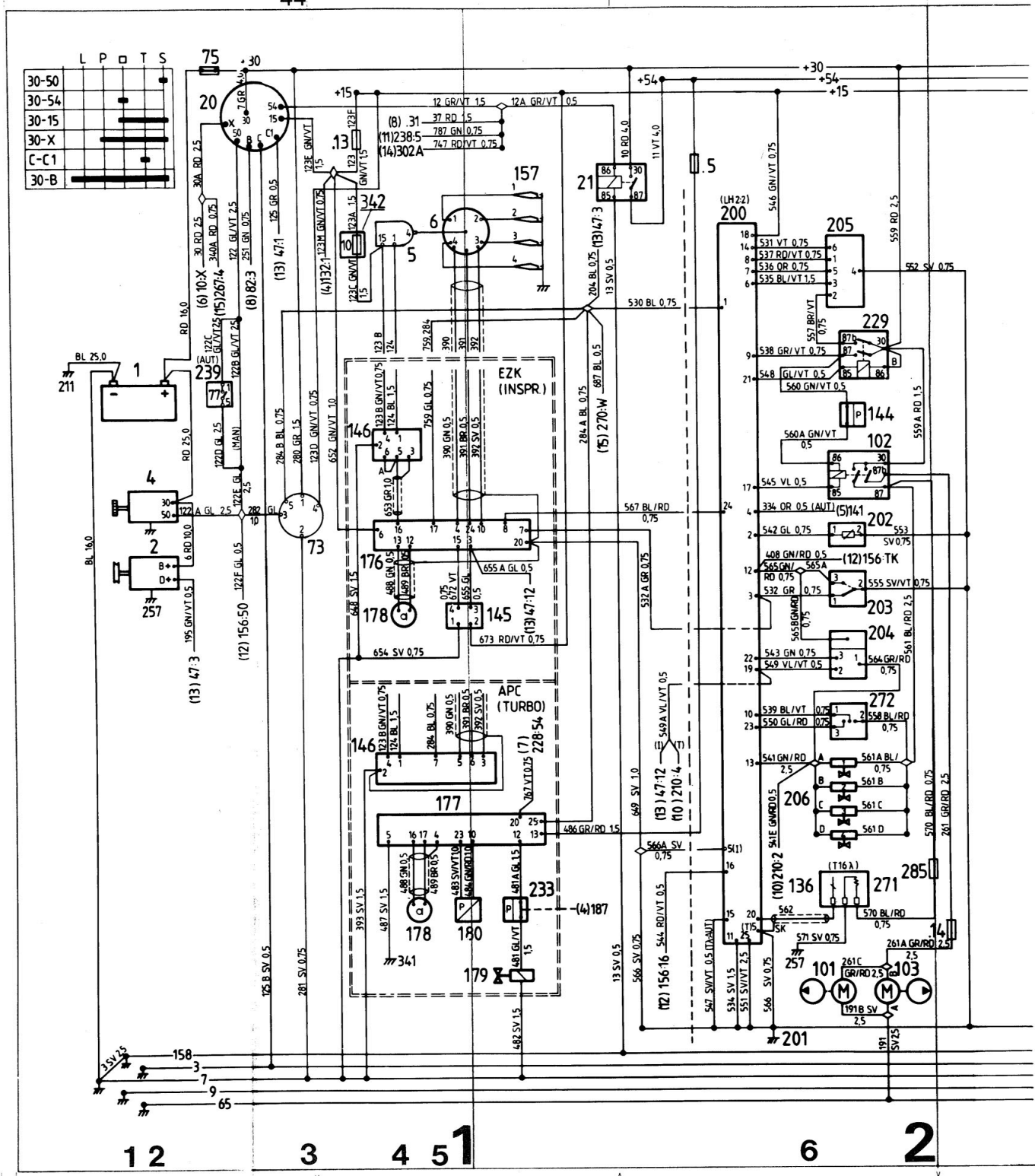


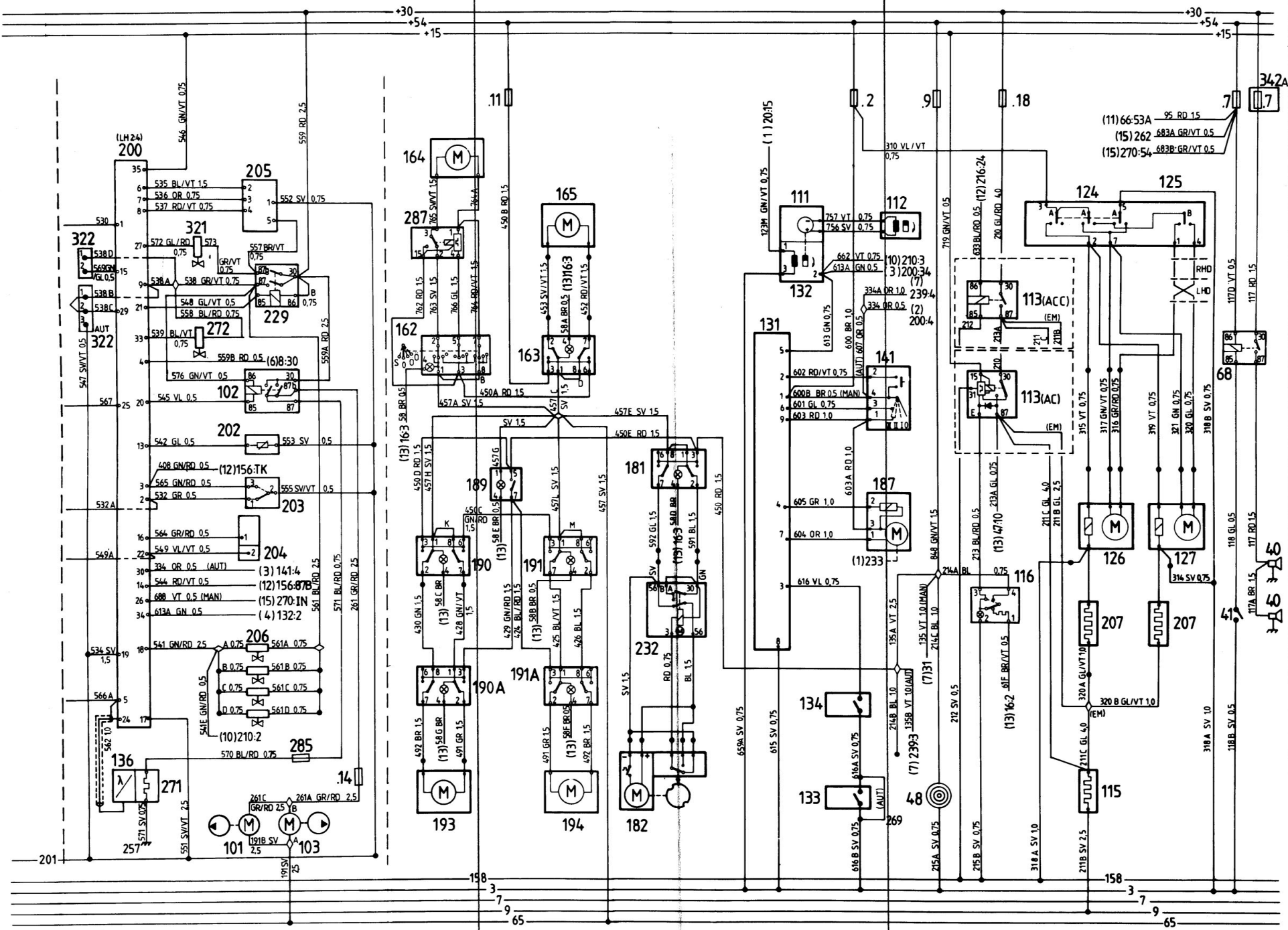
**Saab 9000 M1988 US 1/3**

### List of systems, comprehensive wiring diagram (small blue figures)

(The large blue figures are the zone designations)

- |       | L | P | D | T | S |
|-------|---|---|---|---|---|
| 30-50 |   |   |   |   |   |
| 30-54 |   |   |   |   |   |
| 30-15 |   |   |   |   |   |
| 30-X  |   |   |   |   |   |
| C-C1  |   |   |   |   |   |
| 30-B  |   |   |   |   |   |
- Starting system
  - Battery-charging system
  - Timing service instrument (TSI) socket
  - Ignition system
  - APC and EZK system
  - Fuel-injection system
  - Electric window regulators
  - Electrically operated sunroof
  - Cruise Control system
  - Cigarette lighter
  - Electrically heated rear window
  - Electrically operated and heated rear-view mirrors
  - Horn
  - Headlamp, full beam
  - Headlamp, dipped beam
  - Extra fog lamps
  - Rear lights
  - Dim dipped beams
  - Engine compartment illumination
  - Glove compartment illumination
  - Parking lights
  - Number plate illumination
  - Brake lights
  - Rear fog lights
  - Reversing lights
  - Direction indicators
  - Side marker lights
  - Corner lights
  - Reading lamps
  - Seat belt (ignition key) warning
  - Central locking system
  - Electrically heated front seats
  - Courtesy lights
  - Luggage compartment illumination
  - Burglar alarm
  - EDU and DCC trip computers and clock
  - Headlamp wipers
  - Windscreen wipers
  - Seat-belt tensioners
  - Automatic Climate Control (ACC)
  - Ventilation fan
  - Air conditioning (AC)
  - Radiator fan
  - Lighting for switches and controls
  - Warning and indicating lamps, combined instrument
  - Anti-lock brakes (ABS)
  - Radio installation
  - Door demister fans
  - Shift-up indication





6

3 7

8

9 4 10

11 12

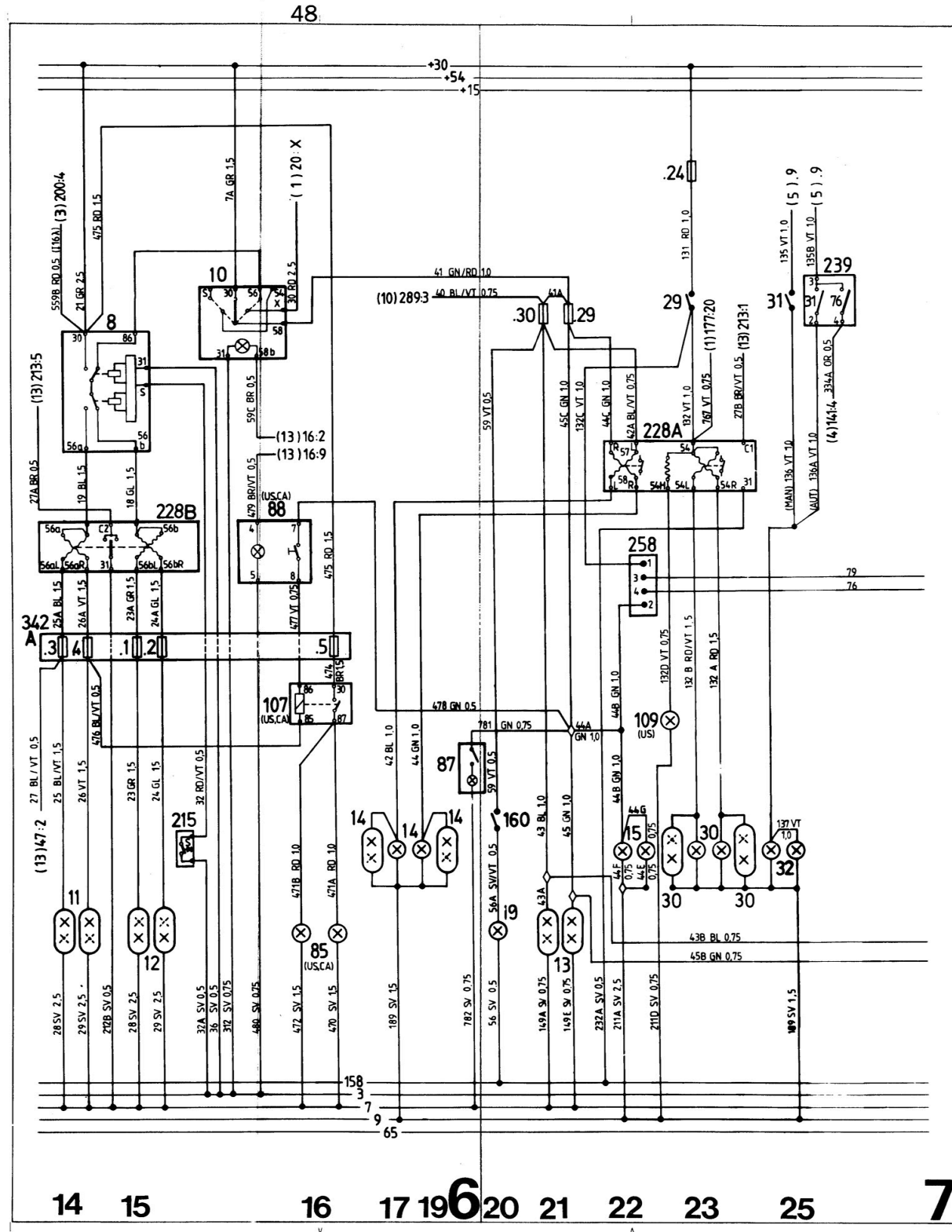
13 5

**Saab 9000 M1988 US 2/3**



**List of systems, comprehensive wiring diagram (small blue figures)**  
**(The large blue figures are the zone designations)**

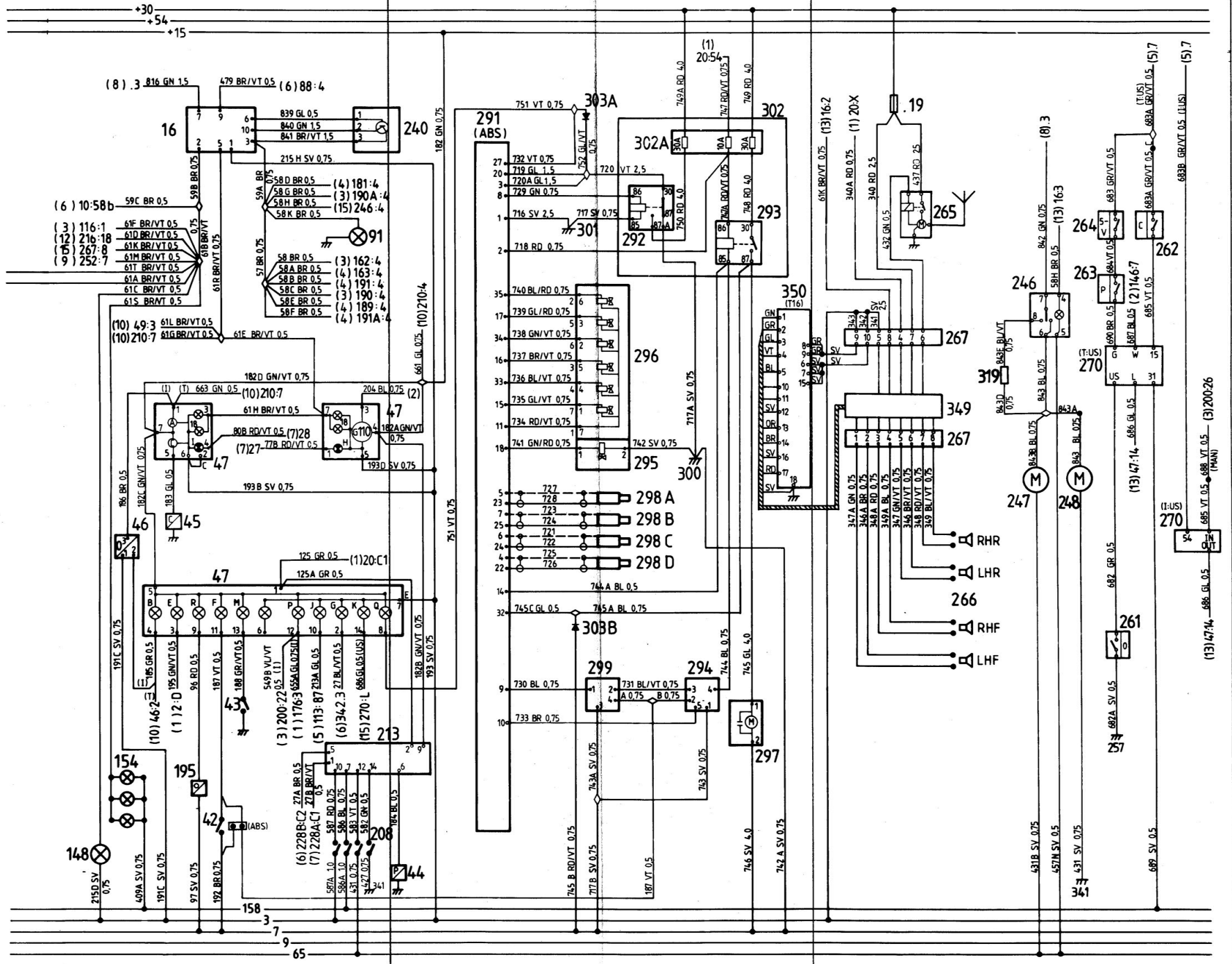
- 1 Starting system
- 2 Battery-charging system
- 3 Timing service instrument (TSI) socket
- 4 Ignition system
- 5 APC and EZK system
- 6 Fuel-injection system
- 7 Electric window regulators
- 8 Electrically operated sunroof
- 9 Cruise Control system
- 10 Cigarette lighter
- 11 Electrically heated rear window
- 12 Electrically operated and heated rear-view mirrors
- 13 Horn
- 14 Headlamp, full beam
- 15 Headlamp, dipped beam
- 16 Extra fog lamps
- 17 Rear lights
- 18 Dim dipped beams
- 19 Engine compartment illumination
- 20 Glove compartment illumination
- 21 Parking lights
- 22 Number plate illumination
- 23 Brake lights
- 24 Rear fog lights
- 25 Reversing lights
- 26 Direction indicators
- 27 Side marker lights
- 28 Corner lights
- 29 Reading lamps
- 30 Seat belt (ignition key) warning
- 31 Central locking system
- 32 Electrically heated front seats
- 33 Courtesy lights
- 34 Luggage compartment illumination
- 35 Burglar alarm
- 36 EDU and DCC trip computers and clock
- 37 Headlamp wipers
- 38 Windscreen wipers
- 39 Seat-belt tensioners
- 40 Automatic Climate Control (ACC)
- 41 Ventilation fan
- 42 Air conditioning (AC)
- 43 Radiator fan
- 44 Lighting for switches and controls
- 45 Warning and indicating lamps, combined instrument
- 46 Anti-lock brakes (ABS)
- 47 Radio installation
- 48 Door demister fans
- 49 Shift-up indication





**Saab 9000 M1988 US 3/3**





44

45

13

46

14

47

48

49 15

# List of components

## Alphabetical Index


Air distribution damper motor, ACC	221	Direction indicator lamps, left-hand side	27
Air mass meter for the LH fuel injection system	205	Direction indicator lamps, right-hand side	28
Air mixture temperature transmitter, ACC	217	Direction indicator stalk switch	24
Alternator	2	Direction indicator warning lamp, left-hand	47H
Amplifier	354	Direction indicator warning lamp, right-hand	47I
Amplifier of the electronic ignition system	146	Distribution block	192
Anti-freeze thermostat (cycling clutch switch), AC and ACC	171	Distribution block, positive battery supply	75
Automatic climate control unit	216	Distribution terminal +15	159
Battery	1	Distribution terminal +30	230
Brake fluid level sensor, ABS	299	Distribution terminal +54	231
Brake fluid level warning lamp	47F	Door lock indication	208
Brake fluid level warning switch	42	Door switch for the interior lighting	54
Brake lamps	30	Earthing point for the brake unit, ABS	300
Brake light switch	29	Earthing point for the control unit, ABS	301
Brake switch for the Cruise Control	134	Earthing point, alternator bracket	257
Buzzer for speed warning	256	Earthing point, facia	3
Charging warning lamp	47E	Earthing point, gearbox	211
CHECK ENGINE warning lamp	47P	Earthing point, left-hand front seat member	341
Cigarette lighter	48	Earthing point, left-hand wheel housing	7
Clock	49	Earthing point, luggage compartment	9
Clutch switch for the Cruise Control	133	Earthing point, under back seat	65
Co-driver's lamp	226	EDU trip computer (voltmeter, fuel consumption instrument)	210
Combined instrument	47	Eight-pole connector	122
Combined instrument lighting	18	Electric heater for the rear window	115
Compressor for the AC and ACC	170	Electrical distribution box, engine compartment	342
Connection for bonnet switch, burglar alarm	276	Electrical distribution box, glove compartment	22
Connection for heater	244	Electrically-operated aerial	265
Connection for siren, burglar alarm	275	Electronic control unit for the seat-belt tensioners	238
Connection for the burglar alarm control unit	289	Electronic speedometer	111
Connections for the ON/OFF switch	288	Electronic unit for instrument lighting rheostat	240
Connector for trailer lighting	258	Engine compartment light fitting and switch	87
Connector, auto./man., LH 2.4	322	Engine earthing point	201
Connector, 3 + 3 terminals	251	Engine idling speed adjustment, LH fuel injection system	272
Connector, 6 terminals	250	Engine oil level switch	243
Contact box for CD player/equalizer	350	Engine temperature transmitter for the LH fuel injection system	202
Control unit for speed warning	356	Extra fog lights	85
Control unit for the APC system	177	Fan, left-hand rear door	247
Control unit for the central locking system	175	Fan, right-hand rear door	248
Control unit for the Cruise Control	131	Feed pump	101
Control unit for the LH fuel injection system	200	Filament monitor (engine compartment)	228B
Control unit, ABS	291	Filament monitor (glove compartment)	228A
Control unit, EZK ignition system	176	Flasher relay	23
Coolant level switch	242	Four-pole connector	123
Coolant temperature gauge	47C	Front ashtray illumination, cigarette lighter	148
Coolant temperature transmitter	45	Fuel gauge	47A
Corner lights	118	Fuel injection valves the LH fuel injection system	206
Courtesy light	209	Fuel level transmitter	46
DCC trip computer	241	Fuel pump	103
Diode for the AC compressor	173		
Diode, ABS	303A		
Diode, ABS	303B		
Dip switch	215		
Dipped beam filament	12		

Fuel pump relay	102	Motor for the central locking system, luggage compartment lid	188
Fuel pump with integrated feed pump	323	Motor for the central locking system, right-hand rear door	185
Fuel reserve warning lamp	47B	Motor for the electric window regulator, left-hand front door	164
Full beam filament	11	Motor for the electric window regulator, left-hand rear door	193
Full-beam warning lamp	47G	Motor for the electric window regulator, right-hand front door	165
Fuse board, engine compartment	342A	Motor for the electric window regulator, right-hand rear door	194
Fuse board, glove compartment	22A	Motor for the electrically-operated sunroof	182
Fuses, ABS	302A	Motor for the left-hand rear-view mirror	126
Gear selector switch (automatic transmission)	239	Motor for the right-hand rear-view mirror	127
Glove compartment lamp	19	Motor for the ventilation fan - ACC	199
Handbrake switch	43	Motor for the ventilation fan, AC	36
Handbrake warning lamp	47M	Negative distribution terminal	158
Headlamp wiper motor	66	Number plate illumination	15
Heating element for the electrically-operated rear-view mirrors	207	Oil pressure transmitter	44
Heating pad	64	Oil pressure warning lamp	47D
High-level brake light	109	Outdoor temperature sensor for the trip computer	286
Horn relay	68	Outside temperature transmitter - ACC	197
Horn switch	41	Parking lights	13
Horns	40	Pictogram	213
Hydraulic pump, ABS	297	Pressure switch	144
Ignition coil	5	Pressure switch for the radiator fan, AC and ACC	166
Ignition distributor	6	Pressure switch, ABS	294
Ignition pulse amplifier	147	Pressure transmitter for the APC	180
Ignition switch	20	Pump relay, ABS	293
Ignition switch relay	21	Radiator fan for the AC and ACC	172
Indicating lamp for the rear-window electric heater	47J	Radiator fan motor, engine	37
Instrument lighting rheostat	16	Radio connection	267
Interior temperature transmitter, ACC	218	Radio contact box with amplifier	349
Interlock switch for the rear-door electric window regulators	189	Radio/cassette player	353
Knock sensor for the APC/EZK system	178	Reading lamp	225
Lambda sensor	136	Rear fog lights	33
Lambda sensor fuse	285	Rear lights	14
Lambda sensor preheater	271	Recirculation damper motor - ACC	198
Lamp for centre console and rear ashtray	153	Recirculation damper motor (recirculation valve)	38
Lamp for shift-up indication	47K	Recirculation switch for the AC	143
Left-hand front wheel sensor, ABS	298A	Relay and fuse board, ABS	302
Left-hand rear wheel sensor, ABS	298C	Relay board, engine compartment	342B
Left/right selector switch for the rear-view mirrors	125	Relay board, glove compartment	22B
Level switch, windscreen washer fluid	195	Relay for intermittent operation of the wipers	83
Light switch	10	Relay for the AC radiator fan	155
Lighting for the heater controls	154	Relay for the extra fog lights	107
Lighting relay	8	Relay for the rear window heater	113
Locking mechanism for central locking system, driver's door	183	Relay, automatic window regulator controls	287
Loudspeakers	266	Relay, dim-dipped beam	78
Luggage compartment light fitting	55	Relay, reverse current protection, dim-dipped beam	259
Luggage compartment light switch	56	Relays, ABS	302B
Main relay, ABS	292	Resistor for door fans	319
Main relay, LH fuel injection system	229	Resistor for radiator fan	74
Main switch for the fan	149	Resistor, dim-dipped beam	80
Main valve, ABS	295	Reversing light switch	31
Motor for central locking system, co-driver's door	184	Reversing lights	32
Motor for the central locking system, fuel tank lid	227		
Motor for the central locking system, left-hand rear door	186		

Rheostat for the heating pad, co-driver's seat	253	Switch for hazard warning lights	25
Rheostat for the heating pad, driver's seat	252	Switch for raising the engine idling speed, auto	76
Right-hand front wheel sensor, ABS	298B	Switch for the AC	169
Right-hand rear wheel sensor, ABS	298D	Switch for the electric window regulator, co-driver's door	163
Roof lamp, centre	50	Switch for the electric window regulator, driver's door	162
Roof lamp, front	51	Switch for the electrically-operated sunroof	181
Seat belt/ignition switch warning relay	82	Switch for the left-hand rear electric window regulator	190
Seat switch for the co-driver's seat-belt warning lamp	69	Switch for the left-hand rear electric window regulator	190A
Seat-belt lock illumination	224	Switch for the rear fog lights	161
Seat-belt switch for the co-driver	71	Switch for the rear window heating	116
Seat-belt switch for the driver	70	Switch for the rear-view mirrors	124
Seat-belt tensioner, left-hand	235	Switch for the right-hand rear electric window regulator	191
Seat-belt tensioner, right-hand	236	Switch for the right-hand rear electric window regulator	191A
Seat-belt warning lamp	72	Switch, fifth gear, shift-up indication	264
Selector for the Cruise Control	141	Switch, interior lighting	53
Selector lever lamp (automatic transmission)	91	Tachometer	110
Selector lever switch (automatic transmission), EDU2	245	Temperature control damper motor, ACC	222
Selector switch for the ventilation fan	35	Temperature switch, radiator fan	39
Sensor for the speed transmitter	132	Temperature switch, shift-up indication	262
Seven-pole connector	249	Ten-pole connector	98
Shift-up indication relay	270	Test connector for the LH fuel injection system	204
Side direction indicator lamp, left-hand side	89	Test tapping for seat-belt tensioner	237
Side direction indicator lamp, right-hand side	90	Test tapping, EZK	145
Side marker lights	234	Thermostat for the heating pad, co-driver's seat	255
Single-pole connector	60	Thermostat for the heating pad, driver's seat	254
Six-pole connector	67	Three-pole connector	57
Slip-ring contacts, horn	352	Throttle angle transmitter for the LH fuel injection system	203
Solenoid valve for the APC	179	Throttle contact, zero position, shift-up indication	261
Spare	114	Time delay relay for the radiator fan	26
Spare	117	Time-delay relay for the AC and ACC radiator fan	156
Spare	137	Time-delay relay for the interior lighting	151
Spare	167	Timing service instrument (TSI) socket	73
Spare	174	Transmitter for electronic speedometer	112
Spare	280	Twelve-pole connector	58
Spare	281	Two-pole connector	59
Spare	282	Two-pole connector	269
Spare	304	Vacuum pump for the Cruise Control	187
Spare	305	Vacuum switch, Cruise Control/APC	233
Spare	306	Vacuum switch, shift-up indication	263
Spare	307	Valve block, ABS	296
Spare	337	Valve for charcoal cannister	321
Spare	338	Warning lamp for the rear fog lights	47N
Spark plugs	157	Warning lamp, ABS	47Q
Speaker box	318	Washer fluid level warning lamp	47R
Speed control for the ventilation fan, ACC	220	Washer motor	63
Starter motor	4	Windscreen wiper motor	62
Starting interlock contacts, automatic transmission	77	Windscreen wiper stalk switch	61
Stepping relay for the electrically operated sunroof	232	13-pole connector	351
Suction fan for the interior temperature transmitter, ACC	219	22-pole connector	340
Sun transmitter, ACC	223		
Switch for door fans	246		
Switch for extra fog lights	88		
Switch for glove compartment illumination	160		



Saab-Scania AB  
Saab Car Division  
Nyköping, Sweden

 American edition. Ordering No. **337295**. Printed in Sweden by Graphic Systems AB, Göteborg 1988.

